



Inland Revenue Department

The Government of the Hong Kong Special Administrative Region
of the People's Republic of China

Access Pillar Two Portal from Tax Representative Portal (TRP)

(01/2026)


Guide to Access Pillar Two Portal from TRP

Getting Started

This document will guide you through the steps of login to **Pillar Two Portal** from **Tax Representative Portal** (TRP).

The following Pillar Two Portal Users are allowed accessing Part 4AA Entity's Pillar Two Portal from TRP account:

- | |
|--|
| (i) Service Provider |
| (ii) Corporation acting for the non-corporate Part 4AA Entity or being responsible for the management of the non-corporate Part 4AA Entity ("Corporate PRM") |
| (iii) Tax Representative |



Login the Pillar Two Portal via
Tax Representative Portal (TRP)



Pillar Two Portal

Other relevant user guides are available:

(a) [A guide to submit Top-up Tax Notification](#)

(b) [A guide to access Pillar Two Portal from Business Tax Portal \(BTP\)](#)

Guide to Access Pillar Two Portal from TRP

GOVHK 香港政府一站通

Eng | 繁 | Text Size

Welcome to Tax Representative Portal

SC-870-0001

Login to your Tax Representative Portal (TRP) User Account (Choose any one)

1 Continue with iAM Smart

Download "iAM Smart" | Click here for details

Username

Password

2 Login

Forgot Username / Password

Register for TRP User Account

Individual Tax Portal (ITP) | Business Tax Portal (BTP)

BTP Administrator / Authorized User's Corner

Register for TRP Business Account (for BTP Administrator only)

Manage TRP Teams

Tax Representative Portal provides you with

- e-Platform to manage your clients
- Wide range of e-services
- Improved work efficiency
- Secure services

TRP Team Lead / Team Member

If you are a **TRP Team Lead or Team Member**, you can access to your client's Pillar Two account.

To start, please login to your TRP User Account with iAM smart or enter TRP Username and Password.

1 Login via iAM Smart, or

2 Enter your username and password, then click the **'Login'** button to proceed.

Guide to Access Pillar Two Portal from TRP

The screenshot shows the Pillar Two Portal interface. At the top, there is a header with the GovHK logo and navigation links. Below the header, a red banner displays the user's name 'MR. AGENT, A' and their role 'SERVICE AGENT A LIMITED'. To the right of the banner are buttons for 'User Profile', 'Manage Team Members', and 'Manage Clients'. Below the banner, the 'Select Client' section is active, showing a search bar and a table of clients. The table has two columns: 'Client ID' and 'Appointed Services'. The first row shows 'TAXPAYER A COMPANY LIMITED' with ID '99999999' and services 'Pillar Two Matters - Tax Representative' and 'Pillar Two Matters - Service Provider'. Below the table, there is a 'Bulk Services' section with a list of services: 'Block Extension Scheme for Lodgement of Tax Returns for the Current Year by Tax Representatives' and 'Change of Business Address'.

GovHK 香港政府一站通

MR. AGENT, A
SERVICE AGENT A LIMITED

Eng | 繁 | Text Size | Logout

Hello MR. AGENT, A

SC-871-0402

TRP Business: SERVICE AGENT A LIMITED
TRP Team: TRP Team 1

User Profile | Manage Team Members | Manage Clients

Select Client

Back

Search Client

Filter Appointed Services

Client ID	Appointed Services
TAXPAYER A COMPANY LIMITED 99999999	Pillar Two Matters - Tax Representative Pillar Two Matters - Service Provider

Displaying 1 out of a total of 1 record

Go to page 1 →

Bulk Services

Block Extension Scheme for Lodgement of Tax Returns for the Current Year by Tax Representatives

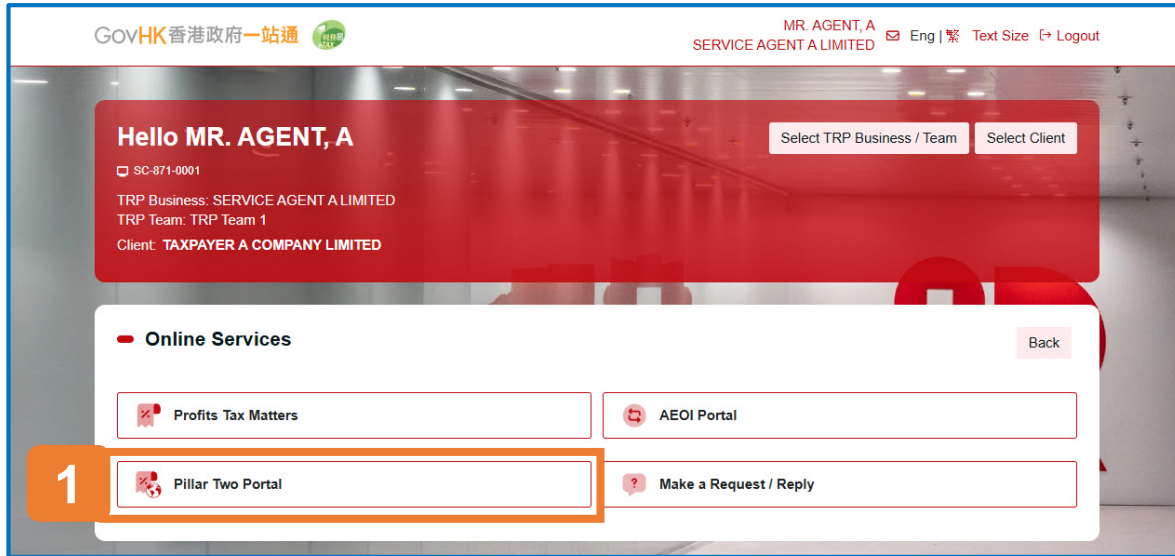
Change of Business Address

TRP Team Lead / Team Member

After login to your TRP User Account,

- 1 Select the Part 4AA Entity from the Client list if your TRP Team had been appointed as Service Provider and/or Corporate PRM and/or Tax Representative for handling Pillar Two Matters.

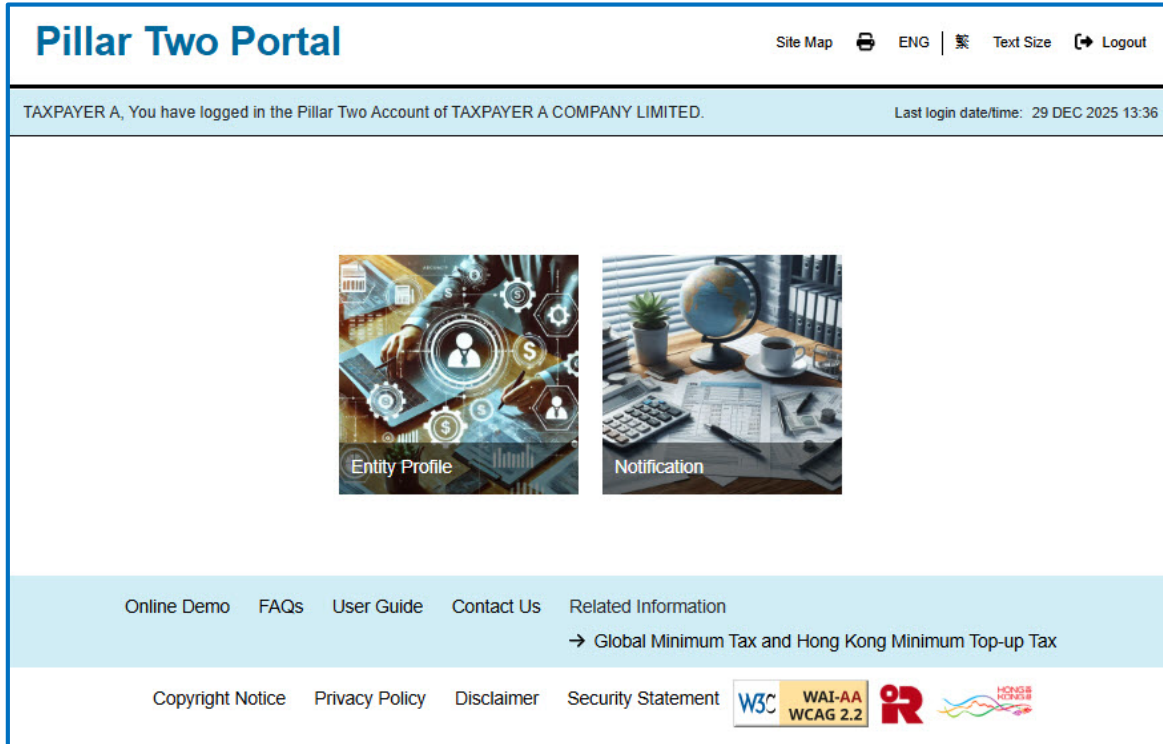
Guide to Access Pillar Two Portal from TRP



TRP Team Lead / Team Member

- 1 Click the '**Pillar Two Portal**' button on the Online Services menu to proceed. You will be directed to the Pillar Two Portal.

Guide to Access Pillar Two Portal from TRP



Pillar Two Portal

Welcome to the Pillar Two Portal. You have login to the Part 4AA Entity's Pillar Two Account and may start the online filing or view the Notification filed.

The engaged Service Provider or corporate PRM can file the Notification on behalf of the Part 4AA Entity. Tax Representative can only view the Notification filed.

Other relevant user guides are available:

- (a) [A guide to submit Top-up Tax Notification](#)
- (b) [A guide to access Pillar Two Portal from Business Tax Portal \(BTP\)](#)

Disclaimer

- This guide is provided for information purposes only, and is subject to change without notice.
- Screenshots contained in this guide are intended for illustrative only and may not exactly match the Tax Representative Portal and Pillar Two Portal sites.

In case of doubt, enquiries may be made to the IRD through the message box of BTP/TRP or by email to beeps2.0@ird.gov.hk.



Inland Revenue Department

The Government of the Hong Kong Special Administrative Region
of the People's Republic of China